

### Monthly status of Fund receipt and utilisation for the Month of August Year 2023

[illegible]

B. Schemes for which no funds are received by the District/ Council: For (Please visit <a href="https://www.indiabudget.gov.in/index.php">https://www.indiabudget.gov.in/index.php</a> and concerned Ministry / Department website to know)															Annexure-B		
S.No	Administrative Department	Scheme Name	Reasons	Remarks if any													
1	Handloom & Textiles, Charaideo	Nil	Nil														
2																	
Physical Progress of															Annexure-C		
S.No	Admin. Dept.	Name of Scheme	Number of Works sanctioned in the current Year	Progress of Current Year works / Services- Categorise number of works based on the stage of physical progress													
				100%	75-99%	50-74%	25-49%	1-25%	Not started								
1	Handloom & Textiles, Charaideo	Nil	Nil														
Physical Progress of Works under different Schemes / Programmes/Projects across Departments of Previous Years															Annexure D		
		Name of	Total Number of Works pending as on the last	Number of Years delayed for completion - as on					Progress of Pending works of previous Years pending as on the								

S.No	Admin. Dept.	Name of Scheme	Pending as on the last date of previous Financial year	the last date of last Financial Year-Categorise works based on the delay in completion.					last date of last Financial Year-Categorise works based on the stage of physical progress						
1	Handloom & Textiles, Charaideo	Nil	Nil												

Monthly status of Fund receipt and utilisation for the Month of July/2023  
A. For Schemes: Funds received.

Annexure-A

S.No	Admin. Dept.	Name of Scheme (+Implementation)	PFMS Code& SLS Code	Category CS/CSS/State/EAP etc	Opening balance With CNA /SNA /Others as applicable		Opening balance with the District/Council/ Others-- as applicable		Current Year Allocation to District*		Fund received in the current Year		Total funds available for Scheme	Funds utilised in now Amount & (% in bracket)		Amount for which UCs are pending at the end of previous year	Utilisation Certificate submitted	Amount for which UCs are pending as on date.		Remarks
					Central Share	State Share	Central Share	State Share	Central Share	State Share	Central Share	State Share		Central Share	State Share			Of Previous Year	Of Current Year	
1	2	3	4	5	6	7	8	9	10	11	12	13	14	15	16	17	18	19	20	21
1	Soil Conservation Department	SOPD-G	NIL																	Proposal sent for 02 Nos. of SOPD schemes
2		WDC-PMKSY 2.0	NIL																	Project sanctioned and DPR Preparation is on progress
3		RIDF	NIL																	Proposal sent for 03 Nos. of RIDF-XXIX schemes

Category -A: Departm ent specific																				

\* = will be provided by the HOD / Concerned Agency. PFMS: Public Finance Management System; SLS: State Linked Scheme-State Code. Annexure-B

S.No	Administrative Department	Scheme Name	Reasons	Remarks if any
1	Soil Conservation Department	No	No	No
2				

Annexure-C.

S.No	Admin. Dept.	Name of Scheme	Number of works sanctioned in the current Year	Progress of Current Year works / Services- Categorise number of						
				100%	75-99%	50-74%	25-49%	1-25%	Not started	
1	Soil	SOPD-G	NIL	-	-	-	-	-	-	
2	Conservation	WDC-PMKSY 2.0	1 No.	-	-	-	-	-	-	Project sanctioned
3	Departement	RIDF	NIL	-	-	-	-	-	-	
Category -A: Departm ent specific										

Annexure-D

S.No	Admin. Dept.	Name of Scheme	Total Number of Works pending as on the last date of previous Financial Year	Number of Years delayed for completion - as on the last date				Total	Progress of Pending works of previous Years pending as on the last date of last Financial Year-Categorise works						
				Less than 1 Yr	>=1 to <3 Yrs	>=3 to <5Yrs	>=5		100%	75-99%	50-74%	25-49%	1-25%	Not started	
1	Soil Conservation Departement	SOPD-G	No	-											
2		WDC-PMKSY 2.0	No	-											
3		RIDF	No	-											

Monthly Status of Fund receipt and utilisation for the month of July 2023														Annexure A						
A. For Schemes: Funds received																				
S.NO	Admin Dept.	Name of Scheme + Implementing agency	PFMS code & SLS code	Category CS/CSS/ State/EAP etc	Opening Balance with CAN/SNA/Others-as applicable		Opening Balance with the district/Council/ot hers-as applicable		Current year allocation to District *		Fund received in the current year		Total funds available for scheme	Fund utilization till now Amount & (% in bracket)		Amount for which UC s are pending at the end of previous year	Utilization certificate submitted against total	Amount for which UC are pending as on date		Remarks
					Central Share	State Share	Central Share	State Share	Central Share	State Share	Central Share	State Share		Central Share	State Share			Central Share	State Share	
1	2	3	4	5	6	7	8	9	10	11	12	13	14	15	16	17	18	19	20	21
1	Health	NHM	ASCD00000053	State	0	0	0	0	1026.36	0	256.31	0	256.31	162.85(63.53 %)	0	0	162.85	0	0	

B. Schemes for which no funds are received by the district / Council				
Sl.no	Administrative Department	Scheme name	Reasons	Remarks if any
1	Health	NA	NA	NA

S.No	Admin Dept	Name of Scheme	Number of Works sanctioned in the current year	Progress of Current year works /Services -Categories number of works based on the stage of Physical progress						Remarks
				100%	75-99%	50-74%	25-49%	1-25%	Not Started	
1	Health	15th Finance	Construction patsaku BPHC	0	0	0	0	0	Not Started	Waiting for foundation stone laying ceremony
2	Health	15th Finance	Hatibondha SC	0	0		0	0	0	Waiting for foundation stone laying ceremony

Annexure D

Physical Progress of works under different schemes /Programmes /projects across Department of Previous years														
S.no	Admin Dept	Name of Scheme	Total number of works pending as on the last date of previous Financial year	Number of years delayed for Completion -as on the last date of last financial year Categorise work based on the delay in completion					Progress of Pending works of previous year pending as on the last date of last Financial year categories works based on the stage of Physical progress					
				Less Than 1 Year	>=1 to <3 years	>=3 to <5 years	>=5	Total	100%	79-99%	50-74%	25-49%	1-25%	Not Started
1	Health	ECRP 2	20 beded wardes Sapekhathi BPHC	0	0	0	0	0	0	0	0	0	0	0

Annexure-A  
Monthly status of fund receipt and utilization for the month of August 2023

Sl No	Admin Deptt.	Name of Scheme (implemtation agency)	PFMS Code & SLS Code	Category CS /CSC / State/ EAP etc.	Opening balance		Opening balance		Cunrrent Year		Fund received in		Total Fund Available for scheme	Fund Utilized till now		Amount for which UC s are pending at the end of the previous year	Utilizatio n certificat e submitte	Amount for which		Remarks
					Central share	State share	Central share	State share	Central share	State share	Central share	State share		Central share	State share			of previous year	of current year	
1	2	3	4	5	6	7	8	9	10	11	12	13	14	15	16	17	18	19	20	21
	COOPERATION	NIL	NIL	NIL	NIL	NIL	NIL	NIL	NIL	NIL	NIL	NIL	NIL	NIL	NIL	NIL	NIL	NIL	NIL	NIL
Annexure-B																				
B. Scheme for which no funds are received by the District/ Council : For (Please visit <a href="https://www.india budget.gov.in/index.php">https://www.india budget.gov.in/index.php</a> -and concerned Ministry/Department website to know the list of Central Schemes of Current and previouir years.																				
Sl. No.	Administrative Department								Scheme Name				Reasons				Remarks if any			
1	2								3				4				5			
2	COOPERATION								NIL				NIL				NIL			



For I/C Asstt. Registrar of Coop: Societies,  
Charaideo

## Annexure-C

## Physical Progress of Works under different Scheme/ Programmes/Projects across Departments-of Current Year

[illegible]

## Physical Progress of Works under different Scheme/ Programmes/Projects across Departments-of Previous Year

[illegible]

Edward

For I/C Asstt. Registrar of Coop: Societies  
Charaideo

## Monthly status of Fund receipt and utilisation for the Month of ...August....Year...2023...

[illegible]

\* = will be provided by the HOD / Concerned Agency. PFMS: Public Finance Management System; SLS: State Linked Scheme-State Code.

## Annexure-B

**B. Schemes for which no funds are received by the District/ Council:** For (Please visit <https://www.indiabudget.gov.in/index.php> and concerned Ministry / Department website to know the list of Central schemes of current and previous years)

S.No	Administrative Department	Scheme Name	Reasons	Remarks if any
1	Sericulture	nil		
2				

## Monthly status of Fund receipt and utilisation for the Month of ...August....Year...2023...

[illegible]

Annexure-D															
S.No	Admin. Dept.	Name of Scheme	Total Number of Works pending as on the last date of previous Financial Year	Number of Years delayed for completion - as on the last date					Progress of Pending works of previous Years pending as on the last date of last Financial Year-Categorise works						
				Less than 1 Yr	>=1 to <3 Yrs	>=3 to <5Yrs	>=5	Total	100%	75-99%	50-74%	25-49%	1-25%	Not started	
1.	Sericulture	World Bank financed APART scheme													
		Construction of Eri Rearing House	71						100%						
		Food	71						100%						
		plantation development (Kesseru)													
		Muga Grainage House Construction	6						100%						
		RKVY-RAFTAAR													
		Construction of Eri Rearing House	30						100%						
		Food plantation development (Kesseru)							100%						

Annexure-A																				
Monthly status of Fund receipt and utilisation for the Month of August Year 2023																				
Schemes: Funds received.																				
Sl. No.	Admin. Dept.	Name of Scheme (+Implementation)	PFMS Code& SLS Code	Category CS/ CSS/ State/ EAP etc	Opening Balance		Opening Balance		Current Year		Fund received in		Total funds available for Scheme	Funds utilised till now		Amount for which UCs are pending at the end of previous year	Utilisation Certificate submitted	Amount for which		Remarks
					Central Share	State Share	Central Share	State Share	Central Share	State Share	Central Share	State Share		Central Share	State Share			Of Previous Year	Of Current Year	
1	PWRD Charaideo District Territorial Road Division, Sonari	RIDE - LS									73,394,878.00			67,273,422.00		48,708,695.00	177,076,048.00			
2		SOPD - G										99,954,482.00			26,546,913.00	24,291,467.00	36,640,081.00			

Sl. No	Admin. Dept.	Name of Scheme	Number of Works sanctioned in the current Year	Progress of Current Year works / Services- Categorise						
				100%	75-99%	50-74%	25-49%	1-25%	Not started	
1	SOPD-G for the year		1			1				
		Mukhya Mantrir Unnoto Pakipath Nirman Aachani for the year 2022-23	1				1			
		Mukhya Mantrir Pakipath Nirman Aachani for the year 2022-23	11				5	5	1	
2		Mukhya Mantrir Path Nabikaran Aachani for the year 2022-23	4			2		2		
3		PMGSY Works (Phase - III & Batch I, for the year 2022-23)	2						2	

Annexure-D

Physical Progress of Works under different Schemes/ Programmes/Projects across Departments- of Previous Years

Sl. No	Admin. Dept.	Name of Scheme	Total Number of Works pending as on the last date of previous Financial Year	Number of Years delayed for completion - as on					Progress of Pending works of previous Years pending as on the last						
				Less than 1 Yr	>=1 to <3 Yrs	>=3 to <5Yrs	>=5	Total	100%	75-99%	50-74%	25-49%	1-25%	Not started	

Annexure-D

Physical Progress of Works under different Schemes/ Programmes/Projects across Departments- of Previous Years

Sl. No	Admin. Dept.	Name of Scheme	Total Number of Works pending as on the last date of previous Financial Year	Number of Years delayed for completion - as on					Progress of Pending works of previous Years pending as on the last						
				Less than 1 Yr	>=1 to <3 Yrs	>=3 to <5Yrs	>=5	Total	100%	75-99%	50-74%	25-49%	1-25%	Not started	

Monthly status of Fund receipt and utilisation for the Month of AUGUST/2023.

Name of Division:- PWD Jorhat NH																				
S.No	Admin. Dept.	Name of Scheme (+Implementatio n Agency)	PFMS Code& SLS Code	Category CS/CSS/ State/ EAP etc.	Opening balance With CNA /SNA /Others as		Opening balance with the District /Council /		Current Year Allocation to District*		Fund received in the current Year		Total funds available for Scheme	Funds utilised- till now Amount & (% in bracket)		Amount for which UCs are pending at the end of previous year	Utilisatio n Certificat e submitte d	Amount for which UCs are pending as on date		Remarks
					Central Share	State Share	Central Share	State Share	Central Share	State Share	Central Share	State Share		Central Share	State Share			Of Previous Year	Of Current Year	
1	2	3	4	5	6	7	8	9	10	11	12	13	14	15	16	17	18	19	20	21
1	PW (Bldg & NH) Department	NH-702 Job No. NHs/AS/ 2016- 17/170 Consulta ncy Services for Feasibilit y study and preparati on of Detailed Project Report for two lanning with paved shoulder s from its junction with Assam/ Nagalan												₹0.059 cr (10%).						i)Total sanction amount= 60.40L  ii) Payment against the consultan cy made by the MoRT& H, Ghy directly.
2		NH- 702(C) Job No. NHs/AS/ 2016- 17/170 Consulta ncy Services for Feasibilit y study and preparati on of Detailed Project Report for two lanning with paved shoulder s from Sivasagar on NH- 2. Connecti												₹0.057 cr (35%).					i)Total sanction amount= 168.12 L  ii) Payment against the consultan cy made by the MoRT& H, Ghy directly.	

\* = will be provided by the HOD / Concerned Agency. PFMS: Public Finance Management System; SLS: State Linked Scheme-State Code.

Annexur  
e-B

Name of Division:- PWD Jorhat NH  
Division.

B. Schemes for which no funds are received by the District/ Council: For  
(Please visit <https://www.indiabudget.gov.in/index.php> and concerned

S.No	Administrative Department	Scheme Name	Reasons	Remarks if any
1				
2		NIL		

Annexure-C.

Physical Progress of Works under different Schemes/ Programmes/Projects across Departments- of Current Year

Name of Division:- PWD Jorhat NH  
Division.

S.No	Admin. Dept.	Name of Scheme	Number of Works sanctioned in the current Year	Progress of Current Year works / Services- Categorise number of						Remarks
				100%	75-99%	50-74%	25-49%	1-25%	Not started	
1	PW (Bldg & NH) Department	NH-702 Job No. NHs/AS/ 2016-17/170 Consultancy Services for Feasibility study and preparation of Detailed Project Report for two laning with paved shoulders from its junction with Assam/ Nagaland	NIL					10%		
2		NH-702(C) Job No. NHs/AS/ 2016-17/170 Consultancy Services for Feasibility study and preparation of Detailed Project Report for two laning with paved shoulders from Sivasagar on NH-2. Connecti					35%			

Annexure-D

Name of Division:- PWD Jorhat NH															
S.No	Admin. Dept.	Name of Scheme	Total Number of Works pending as on the last date of previous Financial Year	Number of Years delayed for completion - as on the last date of last Financial Year-Categorise works based on the delay in completion					Progress of Pending works or previous Years pending as on the last date of last Financial Year-Categorise works based on the stage of physical progress					Remarks	
				Less than 1 Yr	>=1 to <3 Yrs	>=3 to <5Yrs	>=5	Total	100%	75-99%	50-74%	25-49%	1-25%		Not started
1	PW (Bldg & NH) Department	NH-702 Job No. NHs/AS/ 2016-17/170 Consultancy Services for Feasibility study and preparation of Detailed Project Report for two laning with paved shoulder s from its junction with Assam/ Nagalan											10%		Target date of completi on as per aggreem ent :- 28.11.201 7
2		NH-702(C) Job No. NHs/AS/ 2016-17/170 Consultancy Services for Feasibilit y study and preparati on of Detailed Project Report for two laning with paved shoulder s from Sivasagar on NH-2. Connecti											35%		Target date of completi on as per aggreem ent :- 18.12.201 7

Annexure-A

Monthly status of Fund receipt and utilisation for the Month of August/2023

mes: Funds received.

Sl. No.	Admin. Dept.	Name of Scheme (+Implementatio n Agency)	PFMS Code& SLS Code	Category CS/CSS/ State/ EAP etc.	Opening Balance With CNA /SNA/Others- as applicable.		Opening Balance with the District/Council/ Others-- as		Current Year Allocation to District*		Fund received in the current Year		Total funds available for Scheme	Funds utilised- till now Amount & (% in bracket)		Amount for which UCs are pending at the end of previous year	Utilisatio n Certificat e submitt ed against total	Amount for which UCs are pending as on date.		Remarks
					Central Share	State Share	Central Share	State Share	Central Share	State Share	Central Share	State Share		Central Share	State Share			Of Previous Year	Of Current Year	
1	2	3	4	5	6	7	8	9	10	11	12	13	14	15	16	17	18	19	20	21
1	Irrigation Department	---	---	---	---	---	---	---	---	---	---	---	---	---	---	---	---	---	---	

Public Finance Management System; SLS: State Linked Scheme-State Code.

Annexure-B

B. Schemes for which no funds are received by the District/ Council: For (Please visit <https://www.indiabudget.gov.in/index.php>- and concerned Ministry / Department website to know the list of Central schemes of current and previous years)

Sl. No.	Administrative Department	Scheme Name	Reasons	Remarks if any
1	Irrigation Department	---	---	---

Annexure-C.

Physical Progress of Works under different Schemes/ Programmes/Projects across Departments- of Current Year

S.No	Admin. Dept.	Name of Scheme	Number of Works sanctioned in the current Year	Progress of Current Year works / Services- Categorise number of works based on the stage of physical progress						Remarks
				100%	75-99%	50-74%	25-49%	1-25%	Not started	
1	Irrigation Department		-----NIL-----							

Annexure-D

Physical Progress of Works under different Schemes/ Programmes/Projects across Departments- of Previous Years

Sl. No.	Admin. Dept.	Name of Scheme	Total Number of Works pending as on the last date of previous Financial Year	Number of Years delayed for completion - as on the last date of last Financial Year-Categorise works based on the delay in completion.					Progress of Pending works of previous Years pending as on the last date of last Financial Year-Categorise works based on the stage of physical progress						Remarks
				Less than 1 Yr	>=1 to <3 Yrs	>=3 to <5Yrs	>=5	Total	100%	75-99%	50-74%	25-49%	1-25%	Not started	
1	Irrigation Department	MDTW Scheme in Mahmora LAC (3 pts) under RIIDF-XXVI NABARD for the year 2020-21	Nil	----	----	----	----	----	100%	----	----	----	----	----	

2	Irrigation Department	MDTW Scheme in Mahmor a LAC(2 pts) under RIIDF- XXVII NABARD for the year 2021-22	Nil	----	----	----	----	----	100%	----	----	----	----	----
3	Irrigation Department	3 H.P. Solar & Electrical ly operated Hybrid Tube Well Scheme under Sonari LAC (3 points) under SOPD-G for the Year 2022-23	Nil	----	----	----	----	----	100%	----	----	----	----	----
4	Irrigation Department	3 H.P. Solar & Electrical ly operated Hybrid Tube Well Scheme under Mahmor a LAC (3 points) under SOPD-G for the Year 2022-23	Nil	----	----	----	----	----	100%	----	----	----	----	----

5	Irrigation Department	Solar Powered MDTW Scheme in Abhoipur & Ahukhat G.P. under Sonari LAC under RIDF-XXVIII (NABARD) for the year 2022-23	1	Less than 1 Year	----	----	----	----	----	----	----	33%	----	----	Work in Progress
6	Irrigation Department	Solar Powered MDTW Scheme in Bengenabari & Suffry G.P. under Sonari LAC under RIDF-XXVIII (NABARD) for the year 2022-23	1	Less than 1 Year	----	----	----	----	----	----	----	33%	----	----	



GOVERNMENT OF ASSAM  
SKILL, EMPLOYMENT AND ENTREPRENEURSHIP DEPARTMENT  
EMPLOYMENT EXCHANGE, MORANHAT

NO. MNX(G)10/2023/ 123 Dated Moranhath the 14/09/ 23.

To,

The District Commissioner  
Charaideo District,  
Assam

Sub: Submission of requisite information in ANNEXURE A, B, C & D in respect of  
Employment Exchange, Moranhath.

Ref: DC office letter no. CDP(T&D)/138/2020/DDC/524 dated 14/09/2023.

Sir,

With reference to the subject cited above, I have the honour to submit herewith the  
required information as per proforma at ANNEXURE A, B, C & D in respect of Employment  
Exchange, Moranhath.

This is for favour of your kind information.

Yours faithfully

Assistant Employment Officer  
Employment Exchange, Moranhath  
Moranhath





GOVT OF ASSAM  
DISTRICT FISHERY DEVELOPMENT OFFICER  
CHARAIDEO, SONARI

NO.AFC-13/2022-23/ 164

Dtd:-25/08/2023

From:-District Fishery Dev. Officer  
Charaideo, Sonari

To:- The District Commissioner  
Charaideo, Sonari

Sub:- Submission of requisite information on monthly basis for evaluation in the DDC Meeting.


Sir,

With reference to the subject cited above , I have the honour to submit the requisite information on mothly basis for evaluation in the DDC Meeting.

This is for your kind information & necessary action.

Enclosed:- As stated above.

Yours Faithfully



District Fishery Dev. Officer  
Charaideo, Sonari


**Monthly status of Fund receipt and utilisation for the Month of 20th July Year 2023**

Annexure-A

**Schemes: Funds received.**

Admin. Dept.	Name of Scheme (*Implementation Agency)	PFMS Code & SLS Code	Category CS/CSS / State/ EAP etc.	Opening Balance With CNA /SNA/ Others- as applicable.		Opening Balance with the District/Council/ Others- as applicable.		Current Year Allocation to District*		Fund received in the current Year		Total funds available for scheme	Funds utilised; till now Amount & (%) in bracket)		Amount t for which UCs are pendin g at the end of previo us	Utilisation Certificate submitted against total available funds for the current year	Amount for which UCs are pending as on date.		Remarks
				Central Share	State Share	Central Share	Stat e Sha re	Central Share	Stat e Shar e	Central Share	Stat e Shar e		Central Share	State Shar e			Of Previous Year	Of Current Year	
2	3	4	5	6	7	8	9	10	11	12	13	14	15	16	17	18	19	20	21
Fishery Dev. Office	PMM5Y(2022-23)	AS 251	CS/CSS /State	4914879	Nil	4914879	Nil	4914879	Nil	4914879	Nil	725542	4189337(8 5%)	Nil	Nil	Submitted to DF Assam GHY	Nil	Submitted To DF Assam GHY	PP is going on as per project
3																			
4																			
5																			
6																			
7																			

\* = will be provided by the HOD / Concerned Agency. PFMS: Public Finance Management System; SLS: State Linked Scheme-State Code.

  
 District Fishery Development Officer

**Annexure-B**

g. Schemes for which no funds are received by the District/ Council: For (Please visit <https://www.indiabudget.gov.in/index.php> and concerned Ministry / Department website to know the list of Central schemes of current and previous years)

Sl. No.	Administrative Department	Scheme Name	Reasons	Remarks if any
1	DFDO, Charaideo	Nil	Nil	Nil
2	DFDO, Charaideo	Nil	Nil	Nil




District Fishery Development Officer

Physical Progress of Works under different Schemes/ Programmes/Projects across Departments- of Current Year

Annexure-C.


Sl. No	Admin. Dept.	Name of Scheme	Number of Works sanctioned in the current Year	Progress of Current Year works / Services- Categorise number of works based on the stage of physical progress						Remarks
				100%	75-99%	50-74%	25-49%	1-25%	Not started	
1	DFDO, Charaideo	New rearing pond	22 Nos	11 Nos	4 Nos	1 Nos	4 Nos	Nil	2 Nos	
2		New Pond construction	15 Nos	8 Nos	3 Nos	Nil	4 Nos	Nil	Nil	
3		Inputs for Fish Farming	15 Nos	13 Nos	Nil	Nil	Nil	Nil	2 Nos	
4		Inputs for IFS under NEH	27 Nos	27 Nos						
5		Livelihood Support to fishers	200 Nos	200 Nos						

  
District Development Officer  
Charaideo, Sonari

## Annexure-D

## Physical Progress of Works under different Schemes/ Programmes/Projects across Departments- of Previous Years

Sl. No.	Admin. Dept.	Name of Scheme	Total Number of Works pending as on the last date of previous Financial Year	Number of Years delayed for completion - as on the last date of last Financial Year- Categorise works based on the delay in completion.					Progress of Pending works of previous Years pending as on the last date of last Financial Year- Categorise works based on the stage of physical progress						Remarks
				Less than 1 Yr	>=1 to <3 Yrs	>=3 to <5Yrs	>=5	Total	100%	75-99%	50-74%	25-49%	1-25%	Not started	
1	Fishery	New Rearing Pond	6 Nos	6 Nos				6 Nos		80%					
		New Pond Construction	Nil	Nil				Nil	100%						
		inputs Fish farming	Nil	Nil				Nil	100%						
		Inputs for integrated fish farming	Nil	Nil				Nil	100%						
		Backyard Ornamental unit	Nil	Nil				Nil	100%						
		Medium Ornamental unit	Nil	Nil				Nil	100%						
		Small Bio floc	1 Nos	1 Nos				1 Nos		90%					
		Motorcycle with icebox	Nil	Nil				Nil	100%						
		Cycle with icebox	Nil	Nil				Nil	100%						
		Livelihood support to fishers	7 Nos	7 Nos				7 Nos		95%					
		Fish kiosk	1 Nos	1 Nos				1 Nos		85%					

  
District Fishery Development Officer  
Charaideo, Sonari